



the Galleon



The Santa Maria Camera Club Newsletter July 2020

President's Message

Hello my photography friends!

We have emerged from complete isolation and the Santa Maria Camera Club has found a Webex way to enjoy the company of others and their photography images. I was so encouraged by the participation of our club members for our June competition. All of this occurred with the work of Greg Tony and Alan, so kudos to you guys. The competition went smoothly, and it gives me joy to think about more program meetings and competition online with all of you. I will add an editorial note here...I am seeing an extreme increase in Covid 19 cases in the ED over the last week. I believe that a vaccine will be available by end of year and only then will it be safe for the club meetings in person again. I think it is probably ok for some to attend outdoor field trips when we all wear masks and social distance. Looking forward; your Board will meet by Webex on July 7 and discuss scoring for year-end awards and several other topics. I should be able to share that news at the start of our Webex July 15 competition. Thanks to Tony for suggesting Chuck Jennings as our judge for the July competition. Chuck is retired from the Art and Design Department at Cal Poly. You can check out Chuck's varied photography interests and images at chuckjenningsphotos.smugmug.com Please have your two (color or mono) digital images to Greg Doudna by midnight July 12. We need a judge for August, do you know someone who might willing to judge that competition by Webex? We will pay \$50 for their judging. Please think on this and send prospects to me. It is always helpful if you have asked them initially, I will follow up. Hoping you and family enjoy the wonder and blessing of our freedom as we celebrate the nation's 244th July 4th.

Stay safe everyone and see you soon online,

Cheryl

Editor's Message

I read an interesting article about Angelo Rizzuto. He was born to a family of Italian immigrant that arrived in South Dakota and then for some unknown reason move to New York. We know quite nothing about his history but what we know is incredibly strange. He lived in New York on 51st Street for a long time with a window blinded. He stayed all day in his apartment but every single day, at 2 pm, he went out with his camera for a couple of hours and then came back to the apartment, started to develop, and made contact print. He did this for around 12 years from 1952 to 1964. He didn't think he was a good photographer but when he died in 1967 he left to the Library of Congress more than 60,000 photos and \$ 50,000 if the Library promise to publish a book with his pictures. The Library took the money, publish a small book, and then moved all the photos into storage where they remained for many years and were forgotten by everyone. One day Michael Lesly was doing research in the storage of that Library looking for some material for a book about ordinary people and ordinary photo. He found that little book and he was shocked. He immediately wanted to see the rest of Angelo Rizzuto's work, delve into his history, and the second "Vivian Maier case" began. He found quite nothing about his life, we know that the family was quite rich and there was a big argument with his brothers about the will but why did he remain isolated in his apartment for so long, why did he start to take pictures, why did he leave specifically at 2pm every day for few hours, no one knows. What we can speculate is that perhaps he was exposed to the work of Frank Evans, Garry Winogrand and Lee Friedlander based on their style. One of the strangest things is most of his photos were **portrait of stern and disgruntled women**, while at the opposite he took portrait of babies smiling and laughing. Lesly, at the end, published a book of his work entitled "*Angel's World: The New York Photographs of Angelo Rizzuto*". A side from this book, Rizzuto's work is largely unknown. His collection of 60,000 images in the Library of Congress is still unprocessed by library staff and is not available online. After reading this story I asked myself how many "cold case photographer" are around the world.

Flavio

Phrase of the month

"Look and think before opening the shutter. The heart and mind are the true lens of the camera."

— Yousuf Karsh

July Program Meeting

Normally the club does not have a program scheduled for July. Due to the fact we were sidelined for a couple of months in the Spring, and the fact that we have to meet online for the time being, our club will meet together at 7:00PM, this Wednesday, July 1. Greg will be emailing the WebEx code to log in.

For the July meeting, we will do a group Show & Tell. You may submit 5 or so images that will lead to a conversation. Especially welcome will be field trip images from the recent night shoot field trip. Please try to get images to Greg gndoudna@gmail.com as soon as possible, **before** the day of the meeting.

Also, we can share screen thing we have on our computers. When we meet, and after the photo Show & Tell, please announce that you have something to share. Keep it to a reasonable length. Members should be able to show anything that can be displayed on their computer screen.

Also, if any members would like to present a short program in the future, we have openings for August, September, October, and November. Especially nice would be a demonstration of using a process in Photoshop, Lightroom, Topaz, Nik Software, etc. It is my hope that we will all learn to become comfortable and fluent in the interactive, on-line environment, that we now find ourselves in.

Alan

Bookmaking for Dummies - by Elaine Calvert

I use this name for my article only because that is what I felt like when I first decided to make a book. I literally had no idea how to make a book and felt very intimidated. I did not know how to get started, did not think I had any cohesive book worthy material, and did not know anything about the logistics of creating one. I only knew that I had really admired other self-made books that I had seen and thought I really should try to do that. I should do something with all these photos that I have. Then the club decided to make it an actual project, a book competition! I thought if I am ever going to do this, this should be the time.

After I made that decision I still procrastinated, it is in my nature after all. Then one day I finally took the first step, which really was not that big a deal. I got started! I started to look through my photo catalog and put some of the photos I liked in a collection where I could easily find them. I use Light Room and noticed that section for book making and started "playing" with it. At first, I had no idea how to use the tools, but after playing around with it I learned it really was not that hard. I could put photos in and create something that I could change at will. No one would see this except me, and I could take as long as I like. I started to notice that a lot of my images seemed to look better to me when paired with other like images. Some that do not stand well on their own could tell a story when grouped together. It got me excited, and got the ball rolling so to speak.

If you already have Light Room, it is a nice way to get you started on the book making process. If not, then there are many other publishers who are easy to work with too. Their free software gets downloaded, and you can still take as long as you want with it. I have now made a book with Light Room and one with Bookwright. They both are designed for Blurb, which is my publisher of choice, but there are many others. If you use Light Room, after you are ready to order a book you can send it directly to Blurb from there. You will not get charged until you order the book.

My advice to anyone thinking of making a book would be to just get started, it is the hardest part. Do not think you have to use only "Art Photos". Sometimes you have a collection of work from a trip that would make an interesting book, especially if you can put some information in about the photos as well. The book that I Titled "Echoes from The Past" was just a collection of photos I took while traveling along the Highline Hwy. A lot of the images I used were just OK, but they told a story when presented in this way. Of course, a trip is not necessary. There are many ways to group photos.

A book has many merits. It is nice to have something tangible that you can hold in your hands, touch, and easily share with friends and family. I honestly believe it is more likely to get passed down and appreciated by your family.

In a Nutshell:

1. Just get started.
2. Give yourself as much time as you need.
3. It is not as difficult as you probably think.
4. It is a great way to do something with all these photos you have collected all these years.

Ok, now make that book! Trust me, you will be glad you did.

One more note:

If you decide to use Blurb as your publisher, watch for the sales. They frequently offer discounts up to 40%

July competition result

Judge: Sandra Cortez

MONOCHROME DIGITAL IMAGES

1ST PLACE	The road to Telluride	Elaine Calvert
2ND PLACE	Shipwrecked	Rosy Brancacio
3RD PLACE	Cotehele Quay	Tony Martindale

COLOR DIGITAL IMAGES

1ST PLACE	A horse with no name	Cheryl Decker
2ND PLACE	Sunset on mesquite dunes	Greg Doudna
3RD PLACE	Retired	Ed Powell
Honorable mention	Backlit butterfly	Frank Tromp

Congratulation to everyone




By Elaine Calvert




By Cheryl Decker



By Rosie Brancacio



By Greg Doudna



By Tony Martindale



By Frank Tromp



By Ed Powell

SMCC Field Trips for July 2020 by Penni Powell 805.363.1931
penpowell2020@gmail.com

Please note: Bad weather or Covid 19 can cancel outdoor activities. Contact the leader if you are in doubt.

Check your email for any updates.

July 11th (Sat 7am) – Guadalupe Street Scenes and the Dunes Preserve Beach


We will meet 7am at the Amtrak Station in Guadalupe (330 Guadalupe St., Guadalupe 93434) in time to see the 7:31am Pacific Surfliner pause there before continuing South. After this excitement, Downtown Guadalupe awaits! Or does the cemetery call to you?

We regroup at the train station at 9am before heading out to Rancho Guadalupe Dunes Preserve beach park for low tide. Please stay out of the water here – *dangerous surf*.



Be COVID-19 prepared: social distancing, face mask at the ready, sanitizers, etc. Also wear layers (expect the marine layer/wind), have water and snacks or coin to get something while in Downtown Guadalupe. If you like long exposures or time lapse photography, do not forget your tripod.

Why Go? Why not? What else are you doing these days?



and Beyond...

August 1st or a few days later... (sunset - moonrise) Moonrise over Pismo Beach from Port San Luis- A Gregory Doudna production...

Sept 11th (Fri 5:45 – 8:45pm) Point San Luis Lighthouse Sunset Photo Shoot

FOCUS ON CLUB MEMBERS

Chuck Uebele

Why did you start, and why do you continue, to take pictures?

I have always been fascinated by photography. My father used to develop his own prints, and I was doing the same when I was in high school. I still love photography, I worked in the industry for most my working years. My last job was a photographer for Boeing.

Do you shoot color or BW?

I used to shoot a lot of B&W film, but now mostly color, and occasionally, I will convert a photo to B&W.

The perfect subject for me is

There is no real perfect subject, other than something that has great lighting.

The best photo I took was

One of my favorite photos that I took was with a remote-control setup of a rocket launch at Vandenberg

My next project (or idea or photo) is

I do not have a next photo project. Whatever strikes my fancy will be it.

If I want to go out for my best photo, I will go out alone or with someone else because

I normally like to go out alone, but it is nice to go with other, at times.

One artist that inspires me is and why?

The photographer that inspired me the most was Edward Weston.

What do you like most about this club?

I like the competitions at the club, and the social interaction. Although I am an introvert and overcoming this and talking to people in the club is still a challenge for me.

USEFUL INFORMATION ABOUT THE CLUB

Meetings	1 st and 3 rd Wednesday each month at 7:00 pm
Location	Merrill Gardens Retirement Center 1350 N. Suey Rd Santa Maria, Ca Code at the gate # 8888
Membership dues	\$ 30 per person; \$ 45 Family; \$ 20 to participate in the competition meeting. All the due are per year
2020 Club officers	President: Cheryl Decker Vice President: Allan Upshaw Secretary Rosie Brancacio Treasurer: Bill Hood
At-large Board Members	Patty Blyte, Elaine Calvert, Nyla James, Tony Martindale, Flavio Parigi, Penni Powell
2020 Competition Rules	Each member may submit a maximum of 3 entries per competition in any combination of categories
Categories will be:	Small prints (9 x 13 max) Monochrome Prints (Large Back) Color Prints (Large Back) Slide Digital
2020 Special Subjects	March – Night shots June – Intentional blur September - Reflections
Submit your images for digital competition to:	Greg Doudna gndoudna@gmail.com Digital images can also be submitted on a flash drive or other media. All the digital images <u>MUST</u> be received no later than Wednesday at 6:45 pm the day of the competition. Images not received in time, will not be entered in the competition
Galleon Director	Flavio Parigi fparigi@aol.com

COMMITTEE CHAIRS & CLUB VOLUNTEERS

Webmaster	Greg Doudna
Digital Projectionist	Greg Doudna & Chuck Uebele
Slide Projectionist	Ed E. Powel
SMCC Directory & Calendar	Rosie Brancacio
Historian	Nyla James
Judge Recruitment	Cheryl Decker
Saturday Chat	Jim McKinniss
Point Tabulator	Richard Russ
Print Coordinators	Flavio Parigi & Jim Snodgrass
Slide Coordinator	Elaine Calvert
Image scoring	Elaine Calvert, Ramona Cashmore, Penni Powell
Program Recruitment	Alan Upshaw
Refreshment	Joyce Bolivar
PSA Representative	Nyla Janes
Library Coordinator	Larry Decker
Meeting room setup	Everyone !!
Membership recruitment	Richard Russ
Field trips	Penni Powell, Bob Mihelic, Rosie Brancacio, Bonnie Adams, Alan Upshaw, Greg Doudna
Name Tags	Nyla James & Amaya Rangel

Treasury Report

We have 44 members in our club

Our bank balance is \$ 2,159.18